


Year 8
Knowledge Organiser
Autumn term 1, Page 1

Key Words	Definition
Typography	The art and technique of arranging type to make language look appealing.
Colour	The variations (range) of hue, brightness, saturation, warm and cool colours to produce a desired
Line	A single long or short mark made by an implement
Form	A solid 3-dimensional object or the appearance/
Shape	An area defined by a closed line or block of colour
Texture	How the surface of something:- feels (tactile) looks (surface qualities that transfer in textile illusions)
Tone	Different degrees of lightness and darkness used to
Pattern	When lines, shapes or colours are repeated or gathered together
Structure	Any means of arranging or putting together a work to form a cohesive (consistent) and meaningful
Scale	The size of elements in relationship to each other

Examples of mark making:



Proportion	The size and scale of elements in relationship to each
Axis of Symmetry	An imaginary straight line which indicates each side is identical
Composition	The arrangement of the formal elements within a picture.
Mood	An overall feeling or emotion, often linked with expression
Atmosphere	The overall tone or mood of a piece of work
Still Life	A picture/set up of inanimate objects
Balanced Compositions	How elements of art are arranged to create a feeling of stability (balance) in a piece of work
Reflections	An image given back by a reflecting surface, ie a mirror
Warm Colours	Colours are often described as having temperature, warm colours are often associated with fire and the sun. (reds, oranges and yellows)
Cool Colours	Cool colours are associated with water, sky, spring and suggest cool temperatures (blue, green).

Week 1	Learn the keywords on page 1 left Typography to scale.
Week 2	Practice drawing mark making patterns in pen
Week 3	Learn the keywords on page 1 right, proportion to cool colours.
Week 4	Re-revise keywords on the left page 1, typography to scale.
Week 5	Use the examples on the knowledge organiser and do your own research into different styles of typography. Practise
Week 6	Learn the keywords on page 2, vibrant to illustration.

Typography Examples;

Year 8

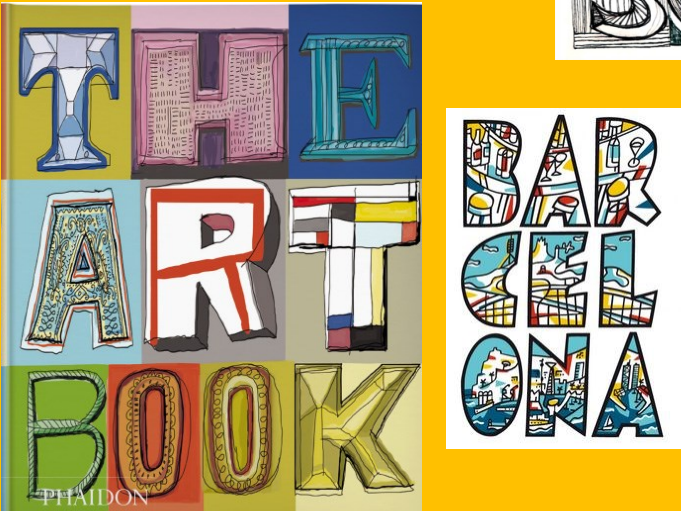
Knowledge Organiser

Half Term 1, Page 2

JAVIER MARISCAL

Javier Mariscal is a Spanish artist and designer whose work has spanned a wide range of mediums, ranging from painting and sculpture to interior design and landscapes. He was born in February 1950 in the city of Valencia, Spain, into a family of eleven brothers and sisters. Since 1970, he has been living and working in Barcelona.

Mariscal designed the mascot for the 1992 Olympic Games, as well as bags for Camper and H&M.

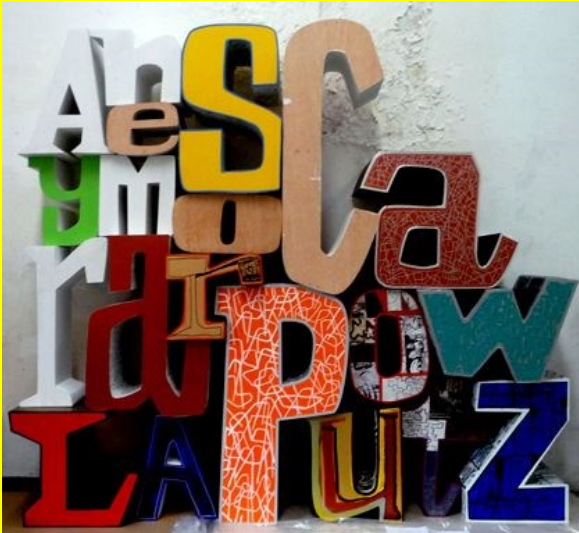


CRAFT KNIFE
HEALTH AND SAFETY



- When using a craft knife ensure the blade is locked in place.
- Always have a cutting mat on the area you are cutting
- When the craft knife is not in use put the blade fully down.
- Do not walk around the room with the craft knife.

Examples of letter sculptures





Folow this QR code to see more of Mariscal’s work on his website:

Vibrant	High on the scale of brightness
Subtle	Slight, difficult to detect or describe
Complimentary colours	Colours opposite each other on the colour wheel (red-green, blue-orange, purple-yellow).
Bold	Strong and direct.
Bright	The intensity (boldness) of lightness in a colour.
Realistic	Something true to life
Symmetrical	The parts of an image or object are organised so that one side duplicates (reflects) or mirrors the other
Natural	Colours that are true to life
Swirling	Something that has movement to it
Flatten colour	To take away any tone from a picture
Illustration	Image created by an artist, such as a drawing, sketch or painting. Often found in books or magazines